

Fiche technique :

MHT-X 11250 MINING



 **MANITOU**
HANDLING YOUR WORLD

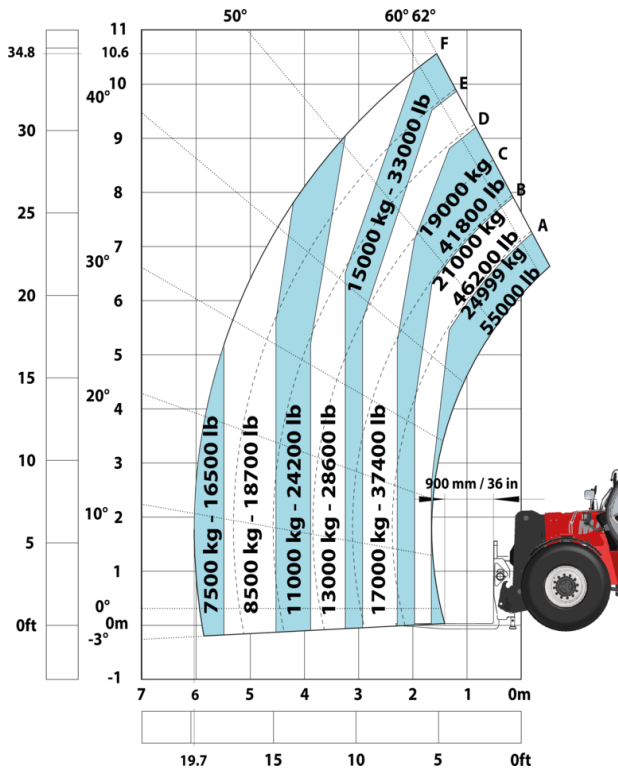
| Capacities | | Métrique |
|---|-----------|--|
| Max. capacity | | 24999 kg |
| Load center of gravity | c | 900 mm |
| Max. lifting height | | 10.60 m |
| Max. outreach | | 6 m |
| Weight and dimensions | | |
| Overall length | l1 | 8.92 m |
| Unladen weight (with forks) | | 31610 kg |
| Ground clearance | m4 | 0.47 m |
| Wheelbase | y | 4.10 m |
| Length to face of forks | l2 | 7.12 m |
| Overall width | b1 | 2.84 m |
| Overall height | h17 | 3.03 m |
| Overall cab width | b4 | 0.95 m |
| Tilt-up angle | a4 | 12 ° |
| Tilt-down angle | a5 | 105 ° |
| External turning radius (over tyres) | Wa1 | 5.50 m |
| Forks length / width / section | l / e / s | 1800 mm x 220 mm / 100 mm |
| Frame leveling corrector | a9 | 10 ° |
| Wheels | | |
| Standard tires | | 18.00 R25 |
| Number of front wheels / rear wheels | | 2 / 2 |
| Drive wheels (front / rear) | | 2 / 2 |
| Steering mode | | 2 wheel steer, 4 wheel steer, Crab mode |
| Engine | | |
| Engine brand | | Yanmar |
| Engine nom | | Stage IIIA |
| Engine model | | 4TN107TF-6SMU2 |
| Number of cylinders / Capacity of cylinders | | 4 - 4567 cm³ |
| I.C. Engine power rating / Power | | 211 Hp / 155 kW |
| Max. torque / Engine rotation | | 805 Nm@1500 rpm |
| Engine cooling system | | Water |
| Number of batteries | | 2 |
| Battery voltage | | 12 V |
| Transmission | | |
| Transmission type | | Hydrostatic |
| Number of gears (forward / reverse) | | 2 / 2 |
| Max. travel speed | | 25 km/h |
| Parking brake | | Automatic negative parking brake |
| Service brake | | Oil-immersed multi-discs braking on front & rear axles |
| Gradeability (laden / unladen) | | 57.70 % / 31.50 % |
| Hydraulics | | |
| Hydraulic pump type | | Variable displacement pump |
| Hydraulic flow - Pressure | | 275 l/min - 350 bar |
| Tank capacities | | |
| Engine oil | | 13 l |
| Fuel tank | | 315 l |
| Miscellaneous | | |
| Safety cab homologation | | Cabin ROPS - FOPS level 2 |
| Controls | | JSM |

MHT-X 11250 Mining - Schémas d'encombrement




MHT-X 11250 Mining - Abaques

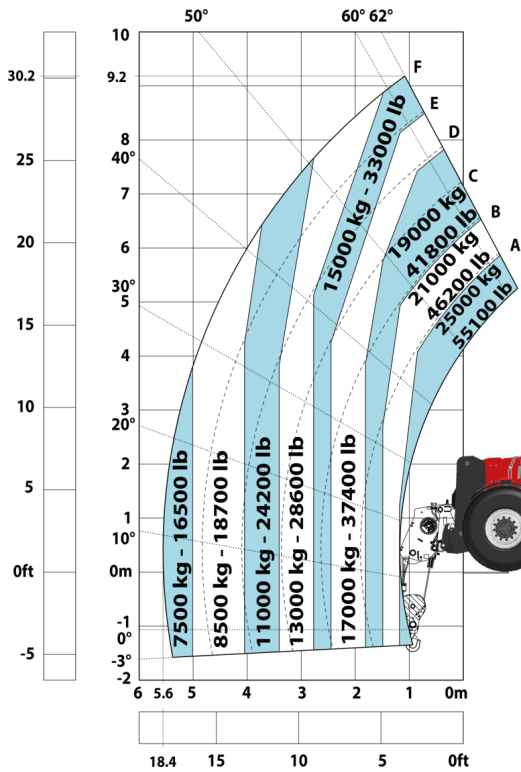
Machine on tires with forks LC 900 mm Metric



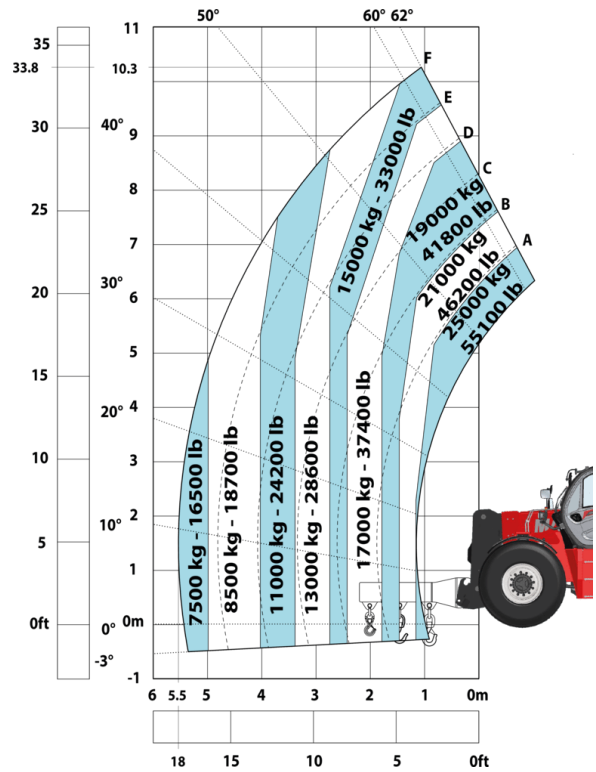
Machine on tires with forks LC 1200 mm Metric



Machine on tires with winch 25000 kg (Metric)



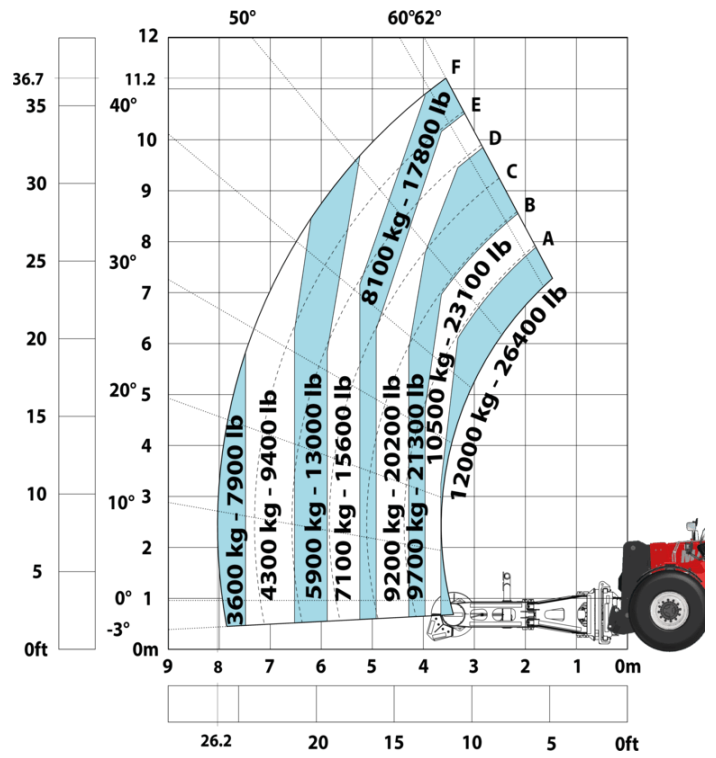
Machine on tires with 3-hook jib 25000 kg (Metric)



Machine on tires with underground mining platform (Metric)



Machine on tires with tire handler TH 63 (Metric)



Machine on tires with cylinder handler CH 10 (Metric)



Spécifications Mining

| | MHTX 11250 Mining |
|--|-------------------|
| Lifting function | |
| Camera in boom head with screen in cab | S |
| Clamp predisposition (controls from cabin) | S |
| Working platform predisposition with remote control | S |
| Lighting | |
| Brake Lights ON When Park Brake ON | S |
| Flat Led Rotating Beacon | S |
| LED Flashing Lights On Cabin (Marker Lights) | S |
| LED traming lights | S |
| LED work lights on the boom (x2) | S |
| LED working lights on cab (x4 : 2 front + 2 rear) | S |
| Motorization/Power | |
| Exhaust fume purification system | S |
| Hydraulic hose sleeve burst protection | S |
| Radiator safety cap | S |
| Operator station | |
| Cabin first step at 400 mm | S |
| Roof and Windshield Guard | S |
| Other options | |
| Battery + Starter Isolators + Jump Start Receptacle | S |
| Secondary functions | |
| Automatic Greasing System (AGS) - chassis + boom | 0 |
| Security | |
| "Guardian Angel" System Level 1 | S |
| 360° visibility safety system | S |
| Boom cylinder lock | S |
| Electromagnetic braking system TELMA | 0 |
| Emergency steering | S |
| Emergency stop: 1 in cab, 2 on external | S |
| Extinguisher brackets (x3) | S |
| Fire suppression system | 0 |
| Fuse board protection - MHT's | S |
| High visibility reflective strips | S |
| Loose wheel nut indicators | S |
| Marking - Warning & Danger decals | S |
| Mining protection grids: right, left and back windows | 0 |
| Negative brakes on front & rear axles | S |
| Rear and lateral camera with cab screen | S |
| Steel Protection Guards on all working and road lights | S |
| System with attachments recognition (E-reco) | S |
| Wheel chocks | S |


Équipements

Standard

"Guardian Angel" System Level 1
360° visibility safety system
Battery + Starter Isolators + Jump Start Receptacle
Boom cylinder lock
Brake Lights ON When Park Brake ON
Cabin first step at 400 mm
Camera in boom head with screen in cab
Clamp predisposition (controls from cabin)
Emergency steering
Emergency stop: 1 in cab, 2 on external
Exhaust fume purification system
Extinguisher brackets (x3)
Flat Led Rotating Beacon
Fuse board protection - MHT's
High visibility reflective strips
Hydraulic hose sleeve burst protection
LED Flashing Lights On Cabin (Marker Lights)
LED tramming lights
LED work lights on the boom (x2)
LED working lights on cab (x4 : 2 front + 2 rear)
Loose wheel nut indicators
Marking - Warning & Danger decals
Negative brakes on front & rear axles
Radiator safety cap
Rear and lateral camera with cab screen
Roof and Windshield Guard
Steel Protection Guards on all working and road lights
System with attachments recognition (E-reco)
Wheel chocks
Working platform predisposition with remote control

Optionnel

Automatic Greasing System (AGS) - chassis + boom
Electromagnetic braking system TELMA
Fire suppression system
Mining protection grids: right, left and back windows



Siège Social

B.P. 249 - 430 rue de l'Aubinière

44150 Ancenis Cedex - France

Tel: +33 (0)2 40 09 10 11 - Fax: +33 (0)2 40 09 10 97

www.manitou.com



Cette publication présente le descriptif des versions et possibilités de configuration des produits Manitou qui peuvent différer en équipement. Les équipements présentés dans cette brochure peuvent être de série, en option, ou non disponibles suivant les versions. Manitou se réserve le droit, à tout moment et sans préavis, de modifier les spécifications décrites et représentées. Les spécifications portées n'engagent pas le constructeur. Pour plus de détails, contactez votre concessionnaire Manitou. Document non contractuel. Présentation des produits non contractuelle. Liste des spécifications non exhaustive. Les logos ainsi que l'identité visuelle de l'entreprise sont la propriété de Manitou et ne peuvent être utilisés sans autorisation. Tous droits réservés. Les photos et schémas contenus dans la présente brochure ne sont fournis qu'à des fins de consultation et à titre indicatif.

Manitou BF SA - Société anonyme à conseil d'administration - Capital social : 39 668 399 euros - 857 802 508 RCS Nantes