

Technical sheet :

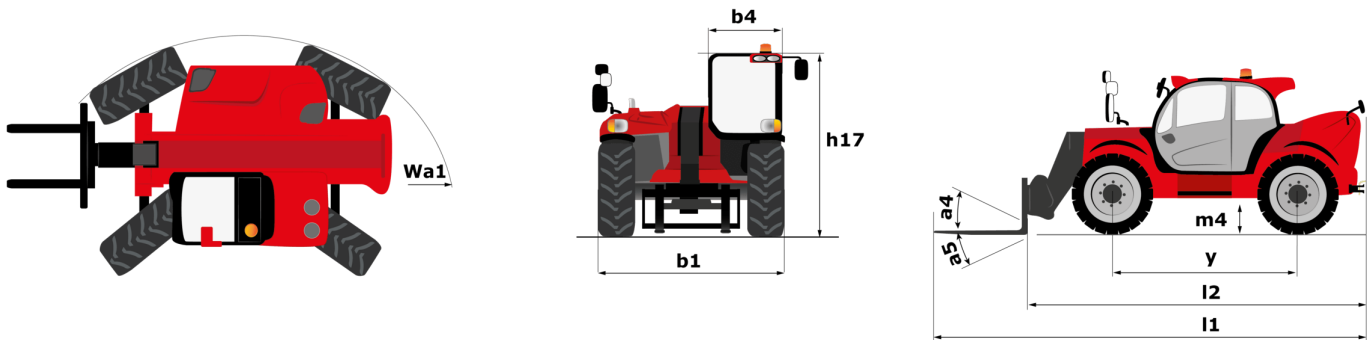
MHT-X 11250 MINING



 **MANITOU**
HANDLING YOUR WORLD

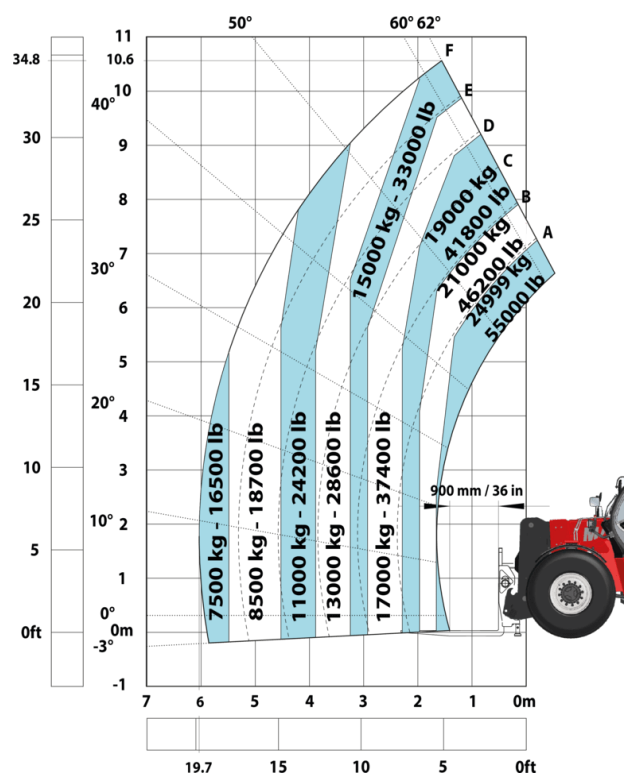
| Capacities | | Metric |
|---|-----------|--|
| Max. capacity | | 24999 kg |
| Load center of gravity | c | 900 mm |
| Max. lifting height | | 10.60 m |
| Max. outreach | | 6 m |
| Weight and dimensions | | |
| Overall length | l1 | 8.92 m |
| Unladen weight (with forks) | | 31610 kg |
| Ground clearance | m4 | 0.47 m |
| Wheelbase | y | 4.10 m |
| Length to face of forks | l2 | 7.12 m |
| Overall width | b1 | 2.84 m |
| Overall height | h17 | 3.03 m |
| Overall cab width | b4 | 0.95 m |
| Tilt-down angle | a5 | 105 ° |
| Tilt-up angle | a4 | 12 ° |
| External turning radius (over tyres) | Wa1 | 5.50 m |
| Forks length / width / section | l / e / s | 1800 mm x 220 mm / 100 mm |
| Frame leveling corrector | a9 | 10 ° |
| Wheels | | |
| Standard tires | | 18.00 R25 |
| Number of front wheels / rear wheels | | 2 / 2 |
| Drive wheels (front / rear) | | 2 / 2 |
| Steering mode | | 2 wheel steer, 4 wheel steer, Crab mode |
| Engine | | |
| Engine brand | | Yanmar |
| Engine norm | | Stage IIIA |
| Engine model | | 4TN107TF6SMU2 |
| Number of cylinders / Capacity of cylinders | | 4 - 4567 cm³ |
| I.C. Engine power rating / Power | | 211 Hp / 155 kW |
| Max. torque / Engine rotation | | 805 Nm@1500 rpm |
| Engine cooling system | | Water |
| Number of batteries | | 2 |
| Battery voltage | | 12 V |
| Transmission | | |
| Transmission type | | Hydrostatic |
| Number of gears (forward / reverse) | | 2 / 2 |
| Max. travel speed | | 25 km/h |
| Parking brake | | Automatic negative parking brake |
| Service brake | | Oil-immersed multi-discs braking on front & rear axles |
| Gradeability (laden / unladen) | | 57.70 % / 31.50 % |
| Hydraulics | | |
| Hydraulic pump type | | Variable displacement pump |
| Hydraulic flow - Pressure | | 275 l/min - 350 bar |
| Tank capacities | | |
| Engine oil | | 13 l |
| Hydraulic oil | | 290 l |
| Fuel tank | | 315 l |
| Miscellaneous | | |
| Safety cab homologation | | ROPS - FOPS level 2 cab |
| Controls | | JSM |

MHT-X 11250 Mining - Dimensional drawing

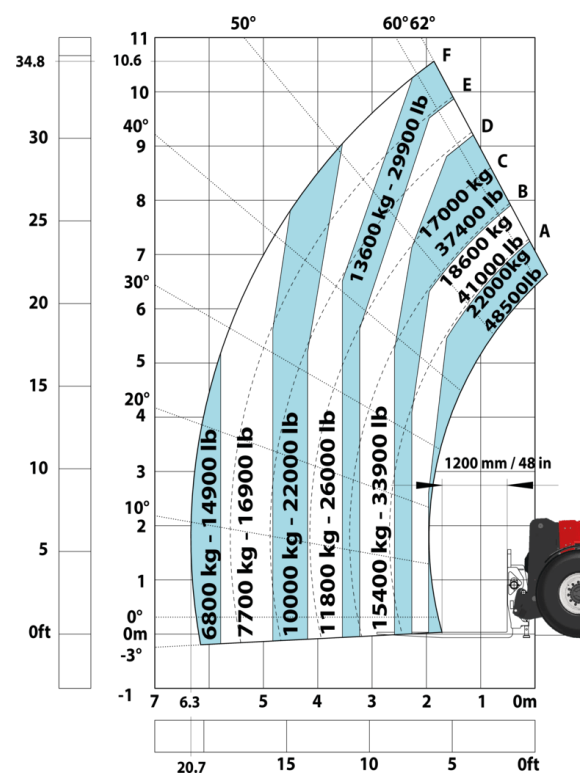


MHT-X 11250 Mining - Load chart

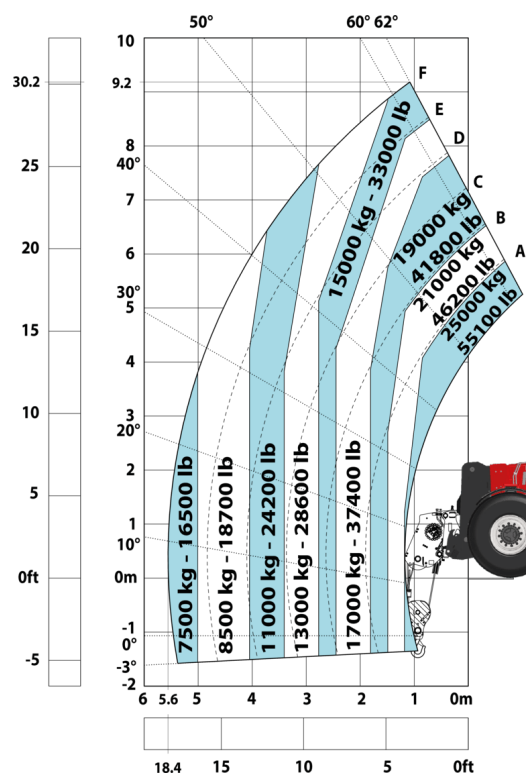
Machine on tyres with forks LC 900 mm Metric



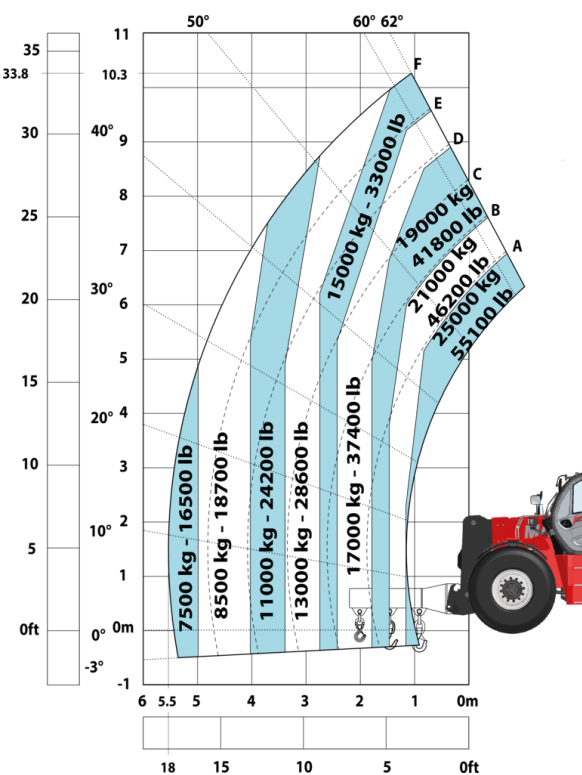
Machine on tyres with forks LC 1200 mm Metric



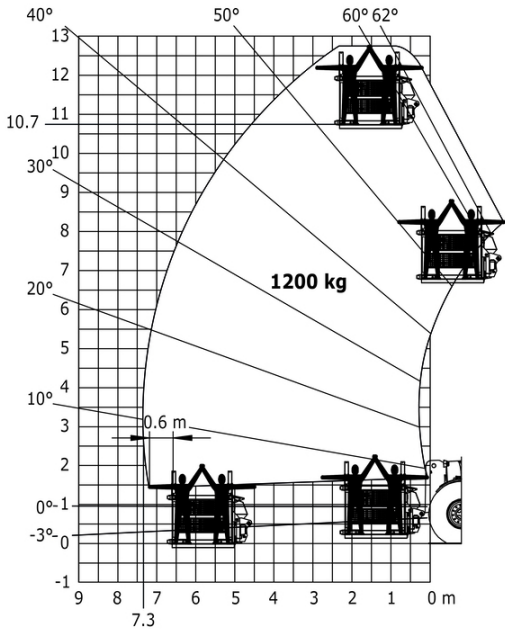
Machine on tyres with winch 25000 kg (Metric)



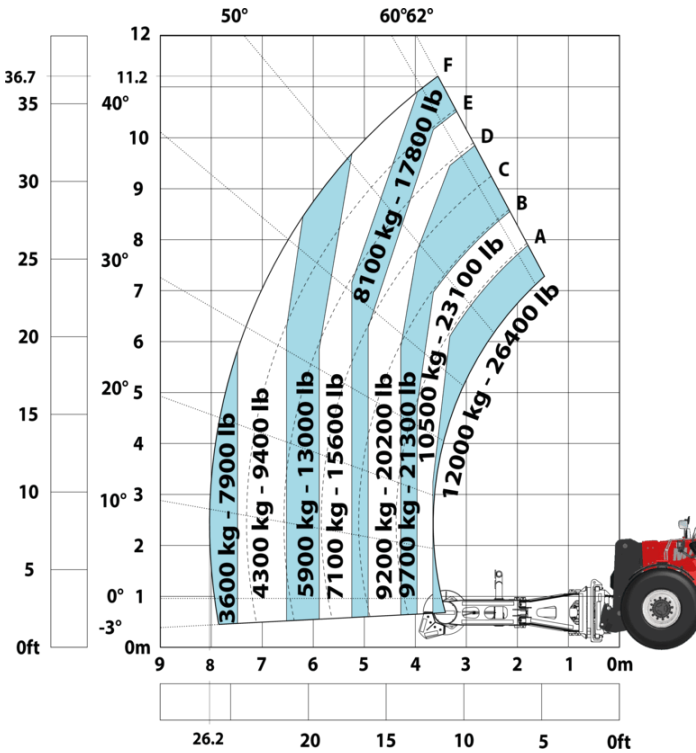
Machine on tyres with 3-hook jib 25000 kg (Metric)



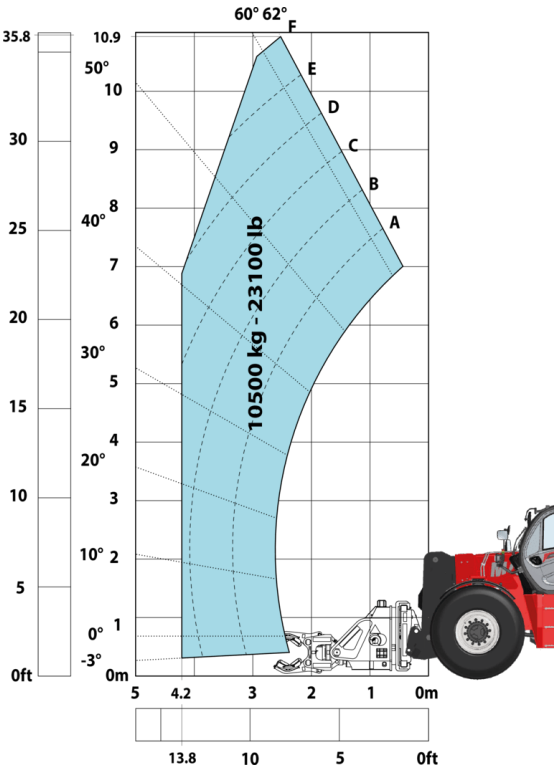
Machine on tyres with underground mining platform (Metric)



Machine on tyres with tyre handler TH 63 (Metric)



Machine on tyres with cylinder handler CH 10 (Metric)



Mining Specifications

| | MHTX 11250 Mining |
|--|-------------------|
| Lifting function | |
| Clamp predisposition (controls from cabin) | S |
| Working platform predisposition with remote control | 0 |
| Lighting | |
| Brake Lights ON When Park Brake ON | S |
| Flat Led Rotating Beacon | S |
| LED Flashing Lights On Cabin (Marker Lights) | S |
| LED trammig lights | S |
| LED work lights on the boom (x2) | S |
| LED working lights on cab (x4 : 2 front + 2 rear) | S |
| Motorization/Power | |
| Exhaust fume purification system | S |
| Hydraulic hose sleeve burst protection | S |
| Radiator safety cap | S |
| Operator station | |
| Cabin first step at 400 mm | S |
| Roof and Windshield Guard | S |
| Other options | |
| Battery + Starter Isolators + Jump Start Receptacle | S |
| Secondary functions | |
| Automatic Greasing System (AGS) - chassis + boom | 0 |
| Security | |
| "Guardian Angel" System Level 1 | S |
| 360° visibility safety system | S |
| Boom cylinder lock | S |
| Electromagnetic braking system TELMA | 0 |
| Emergency steering | 0 |
| Emergency stop: 1 in cab, 2 on external | S |
| Extinguisher brackets (x3) | S |
| Fire suppression system | 0 |
| Fuse board protection - MHT's | S |
| High visibility reflective strips | S |
| Loose wheel nut indicators | S |
| Marking - Warning & Danger decals | S |
| Mining protection grids: right, left and back windows | 0 |
| Negative brakes on front & rear axles | S |
| Rear and lateral camera with cab screen | S |
| Steel Protection Guards on all working and road lights | S |
| System with attachments recognition (E-reco) | S |
| Wheel chocks | S |

Equipment

| Standard |
|--|
| "Guardian Angel" System Level 1 |
| 360° visibility safety system |
| Battery + Starter Isolators + Jump Start Receptacle |
| Boom cylinder lock |
| Brake Lights ON When Park Brake ON |
| Cabin first step at 400 mm |
| Clamp predisposition (controls from cabin) |
| Emergency stop: 1 in cab, 2 on external |
| Exhaust fume purification system |
| Extinguisher brackets (x3) |
| Flat Led Rotating Beacon |
| Fuse board protection - MHT's |
| High visibility reflective strips |
| Hydraulic hose sleeve burst protection |
| LED Flashing Lights On Cabin (Marker Lights) |
| LED tramming lights |
| LED work lights on the boom (x2) |
| LED working lights on cab (x4 : 2 front + 2 rear) |
| Loose wheel nut indicators |
| Marking - Warning & Danger decals |
| Negative brakes on front & rear axles |
| Radiator safety cap |
| Rear and lateral camera with cab screen |
| Roof and Windshield Guard |
| Steel Protection Guards on all working and road lights |
| System with attachments recognition (E-reco) |
| Wheel chocks |

| Optional |
|---|
| Automatic Greasing System (AGS) - chassis + boom |
| Electromagnetic braking system TELMA |
| Emergency steering |
| Fire suppression system |
| Mining protection grids: right, left and back windows |
| Working platform predisposition with remote control |



Head Office

B.P. 249 - 430 rue de l'Aubinière

44150 Ancenis Cedex - France

Tel: +33 (0)2 40 09 10 11 - Fax: +33 (0)2 40 09 10 97

www.manitou.com



This publication provides a description of the configuration versions and options for Manitou products, which may differ for equipment. The equipment presented in this brochure may be part of a series, as an option, or it may not be available, depending on the versions. Manitou reserves the right, at any time and without notice, to amend the specifications described and represented. The specifications provided do not bind the manufacturer. For more details, please contact your Manitou agent. This is not a contractually binding document. The presentation of the products is not contractually binding. List of specifications non-exhaustive. The logos as well as the visual identity of the company are owned by Manitou and cannot be used without authorisation. All rights reserved. The photos and diagrams contained in this brochure are only provided for consultation and information purposes.

MANITOU BF SA - Limited company with board of directors - Share capital: 39,668,399 euros - 857 802 508 RCS Nantes