

Technical sheet :

MT-X 1033 A MINING



Capacities		Metric
Max. capacity		3300 kg
Max. lifting height		9.98 m
Maximum outreach		7.15 m
Breakout force with bucket		5330 daN
Weight and dimensions		
Overall length to carriage	l11	4.93 m
Length to face of forks	l2	4.93 m
Overall width	b1	2.25 m
Overall height	h17	2.30 m
Wheelbase	y	2.69 m
Ground clearance	m4	0.44 m
Overall cab width	b4	0.89 m
Tilt-up angle	a4	12 °
Tilt-down angle	a5	114 °
External turning radius (over tyres)	Wa1	3.66 m
Unladen weight		8570 kg
Tires type		Pneumatic
Standard tires		Alliance 400/80 - 24 - 162A8
Forks length / width / section	l / e / s	1200 mm x 125 mm x 45 mm
Performances		
Lifting		6.70 s
Lowering		5.40 s
Extension		13.60 s
Retraction		8.70 s
Crowd		2.70 s
Dump		2.30 s
Engine		
Engine brand		Perkins
Engine model		1104D-44 TA
Number of cylinders / Capacity of cylinders		4 - 4400 cm³
Engine power (Hp/kW)		101 Hp / 74.50 kW
Max. torque / Engine rotation		410 Nm @ 1400 rpm
Drawbar pull (Laden)		9100 daN
Transmission		
Transmission type		Torque converter
Number of gears (forward / reverse)		4 / 4
Max. travel speed		27 km/h
Max. travel speed (may vary according to applicable regulations)		27 km/h
Parking brake		Manual
Service brake		Oil-immersed multi-discs on front & rear axles
Hydraulics		
Hydraulic pump type		Gear pump
Hydraulic flow / Pressure		106 l/min-250 bar
Tank capacities		
Engine oil		11 l
Hydraulic oil		128 l
Fuel		120 l
Noise and vibration		
Noise at driving position (LpA)		76 dB
Noise to environment (LwA)		104 dB
Vibration on hands/arms		2.50 m/s²
Miscellaneous		
Steering wheels (front / rear)		2 / 2
Drive wheels (front / rear)		2 / 2
Safety / Cab certification		Standard EN 15000 / Cabin ROPS - FOPS level 2
Controls		JSM

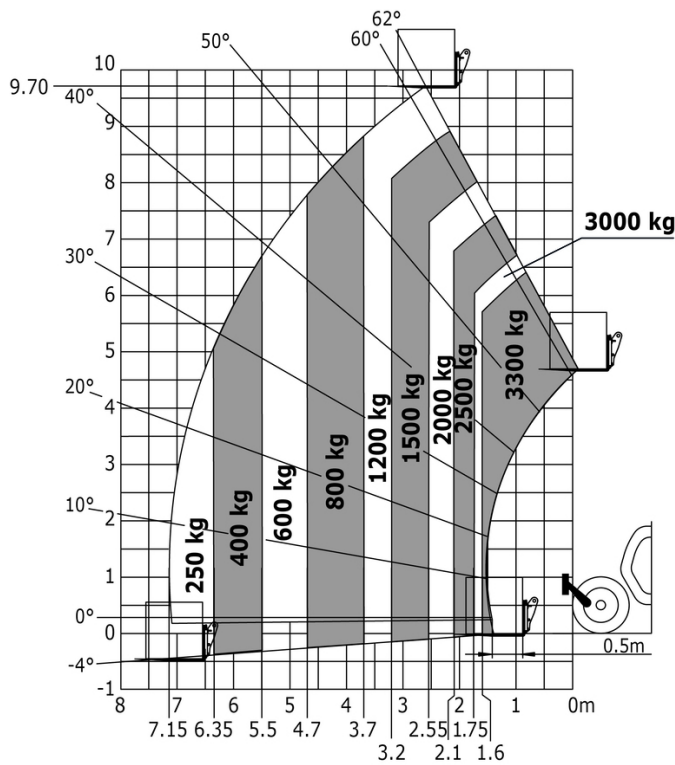
Options / Finishing

S : Standard / O : Optional / - : Not available

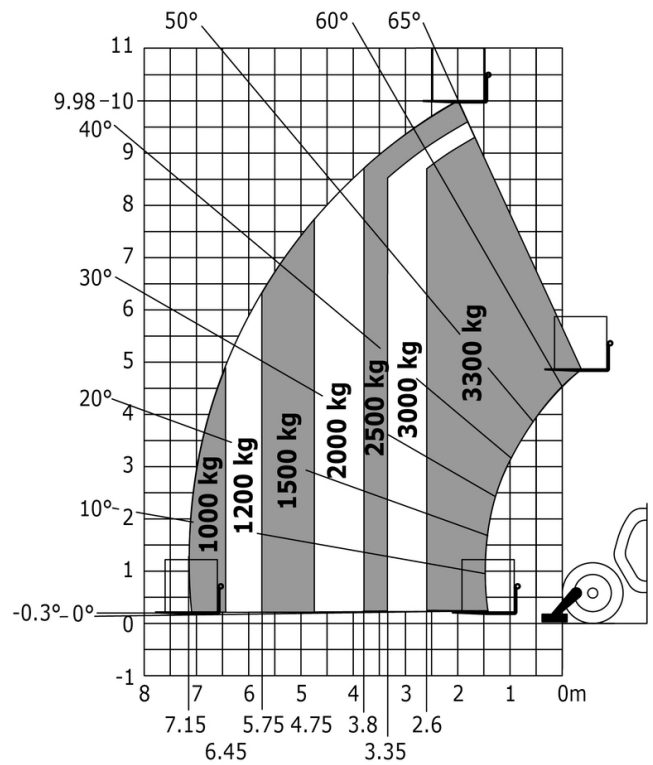
	Standard	Comfort
Lifting function		
Clamp predisposition (controls from cabin)	O	-
Comfort Ride Control (CRC) boom suspension	O	-
Working platform predisposition with remote control	S	-
Motorization/Power		
Centralized greasing points	-	O
Exhaust fume purification system	S	-
Hydraulic hose sleeve burst protection	S	-
Metal cyclonic prefilter	S	-
Radiator safety cap	S	-
Secondary functions		
Automatic greasing system (AGS) - Chassis + boom	O	-
Lighting		
Brake Lights ON When Park Brake ON	S	-
Flat Led Rotating Beacon	S	-
LED Flashing Lights On Cabin (Marker Lights)	S	-
LED tramming lights	S	-
LED working lights on cab (x4 : 2 front + 2 rear)	S	-
LED work lights - On the top of the boom (fixed part) (x2)	S	-
Security		
"Guardian Angel" System Level 1	S	-
Audio warning on reverse movements (lynx noise)	S	-
Boom cylinder lock	S	-
Emergency steering	S	-
Emergency stop: 1 in cab, 2 on external	S	-
Fire extinguisher	S	S
Fire suppression system	O	-
Fuse board protection - MT's	S	-
High visibility reflective strips	S	-
Loose wheel nut indicators	S	-
Marking - Warning & Danger decals	S	-
Mining protection grids: right, left and back windows	S	-
Negative brakes on front & rear axles	S	-
Rear and lateral camera with cab screen	S	-
Wheel chocks	S	-
Windshield protection grid	S	-
Other options		
Battery + Starter Isolators + Jump Start Receptacle	S	S

MT-X 1033 A Mining - Load chart

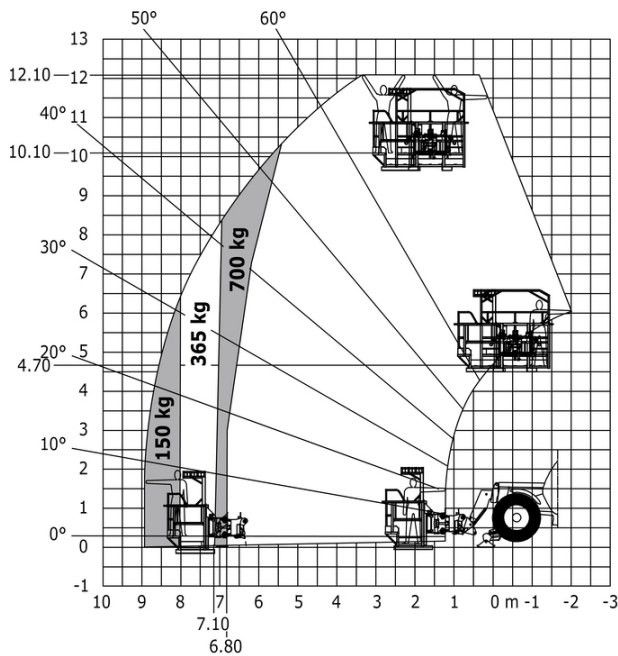
Machine on tires with forks Metric



Machine on lowered stabilisers with forks Metric



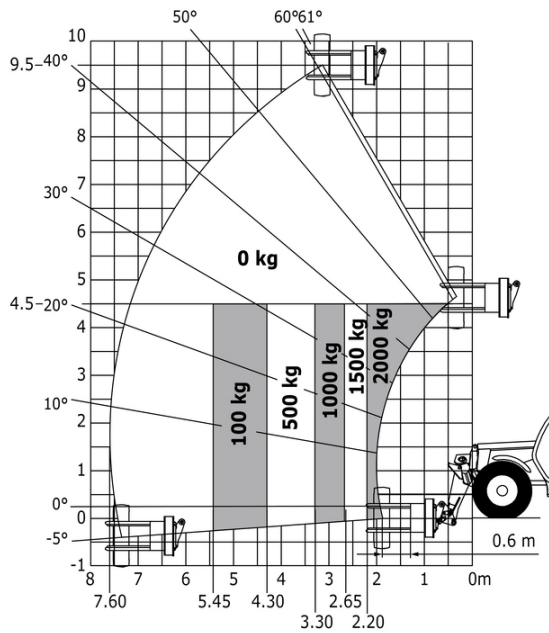
Machine on lowered stabilisers with tunneling platform (Metric)



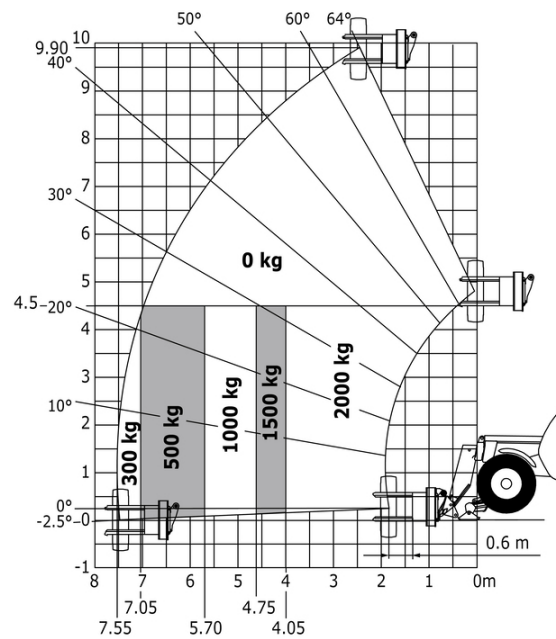
Machine on lowered stabilisers with underground mining platform (Metric)



Machine on tires with tire handler TH 33 (Metric)



Machine on lowered stabilisers with tyre handler TH 33 (Metric)



Mining Specifications

	MTX 1033 A Mining
Lifting function	
Clamp predisposition (controls from cabin)	0
Comfort Ride Control (CRC) boom suspension	0
Working platform predisposition with remote control	S
Lighting	
Brake Lights ON When Park Brake ON	S
Flat Led Rotating Beacon	S
LED Flashing Lights On Cabin (Marker Lights)	S
LED tramming lights	S
LED work lights - On the top of the boom (fixed part) (x2)	S
LED working lights on cab (x4 : 2 front + 2 rear)	S
Motorization/Power	
Exhaust fume purification system	S
Hydraulic hose sleeve burst protection	S
Metal cyclonic prefilter	S
Radiator safety cap	S
Other options	
Battery + Starter Isolators + Jump Start Receptacle	S
Secondary functions	
Automatic greasing system (AGS) - Chassis + boom	0
Security	
"Guardian Angel" System Level 1	S
Audio warning on reverse movements (lynx noise)	S
Boom cylinder lock	S
Emergency steering	S
Emergency stop: 1 in cab, 2 on external	S
Fire extinguisher	S
Fire suppression system	0
Fuse board protection - MT's	S
High visibility reflective strips	S
Loose wheel nut indicators	S
Marking - Warning & Danger decals	S
Mining protection grids: right, left and back windows	S
Negative brakes on front & rear axles	S
Rear and lateral camera with cab screen	S
Wheel chocks	S
Windshield protection grid	S



Head Office

B.P. 249 - 430 rue de l'Aubinière
44150 Ancenis Cedex - France

Tel: +33 (0)2 40 09 10 11 - Fax: +33 (0)2 40 09 10 97

www.manitou.com



This publication provides a description of the configuration versions and options for Manitou products, which may differ for equipment. The equipment presented in this brochure may be part of a series, as an option, or it may not be available, depending on the versions. Manitou reserves the right, at any time and without notice, to amend the specifications described and represented. The specifications provided do not bind the manufacturer. For more details, please contact your Manitou agent. This is not a contractually binding document. The presentation of the products is not contractually binding. List of specifications non-exhaustive. The logos as well as the visual identity of the company are owned by Manitou and cannot be used without authorisation. All rights reserved. The photos and diagrams contained in this brochure are only provided for consultation and information purposes.

MANITOU BF SA - Limited company with board of directors - Share capital: 39,668,399 euros - 857 802 508 RCS Nantes