

Technical sheet :

MT-X 1033 A MINING



 **MANITOU**
HANDLING YOUR WORLD

| Capacities | | Metric |
|--|-----------|--|
| Max. capacity | | 3300 kg |
| Max. lifting height | | 9.98 m |
| Maximum outreach | | 7.15 m |
| Breakout force with bucket | | 5330 daN |
| Weight and dimensions | | |
| Overall length to carriage | l11 | 4.93 m |
| Length to face of forks | l2 | 4.93 m |
| Overall width | b1 | 2.25 m |
| Overall height | h17 | 2.30 m |
| Wheelbase | y | 2.69 m |
| Ground clearance | m4 | 0.44 m |
| Overall cab width | b4 | 0.89 m |
| Tilt-up angle | a4 | 12 ° |
| Tilt-down angle | a5 | 114 ° |
| External turning radius (over tyres) | Wa1 | 3.66 m |
| Unladen weight | | 8570 kg |
| Tires type | | Pneumatic |
| Standard tires | | Alliance 400/80 - 24 - 162A8 |
| Forks length / width / section | l / e / s | 1200 mm x 125 mm x 45 mm |
| Performances | | |
| Lifting | | 6.70 s |
| Lowering | | 5.40 s |
| Extension | | 13.60 s |
| Retraction | | 8.70 s |
| Crowd | | 2.70 s |
| Dump | | 2.30 s |
| Engine | | |
| Engine brand | | Perkins |
| Engine model | | 1104D-44 TA |
| Number of cylinders / Capacity of cylinders | | 4 - 4400 cm³ |
| I.C. Engine power rating - Power | | 101 Hp / 74.50 kW |
| Max. torque / Engine rotation | | 410 Nm @ 1400 rpm |
| Drawbar pull (Laden) | | 9100 daN |
| Transmission | | |
| Transmission type | | Torque converter |
| Number of gears (forward / reverse) | | 4 / 4 |
| Max. travel speed | | 27 km/h |
| Max. travel speed (may vary according to applicable regulations) | | 27 km/h |
| Parking brake | | Manual |
| Service brake | | Oil-immersed multi-discs on front & rear axles |
| Hydraulics | | |
| Hydraulic pump type | | Gear pump |
| Hydraulic flow / Pressure | | 106 l/min-250 bar |
| Tank capacities | | |
| Engine oil | | 11 l |
| Hydraulic oil | | 128 l |
| Fuel tank | | 120 l |
| Noise and vibration | | |
| Noise at driving position (LpA) | | 76 dB |
| Noise to environment (LwA) | | 104 dB |
| Vibration on hands/arms | | < 2.50 m/s² |
| Miscellaneous | | |
| Steering wheels (front / rear) | | 2 / 2 |
| Drive wheels (front / rear) | | 2 / 2 |
| Safety / Cab certification | | Standard EN 15000 / Cabin ROPS - FOPS level 2 |
| Controls | | JSM |

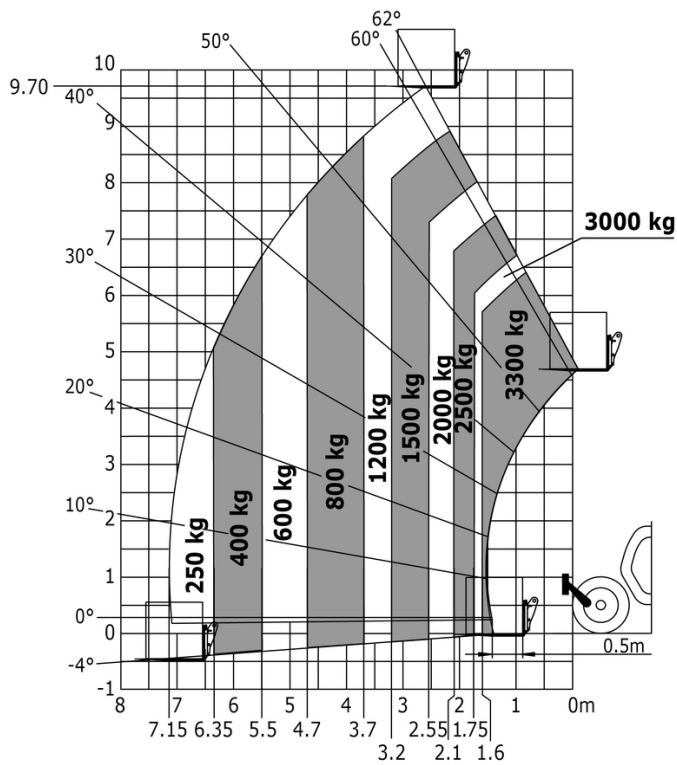
Options / Finishing

S : Standard / O : Optional / - : Not available

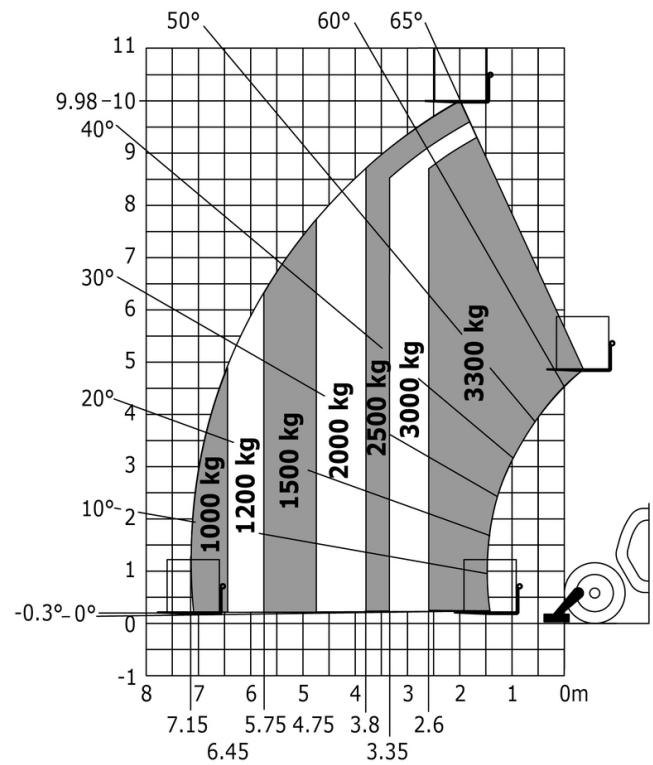
| | Standard | Comfort |
|--|----------|---------|
| Lifting function | | |
| Clamp predisposition (controls from cabin) | O | - |
| Comfort Ride Control (CRC) boom suspension | O | - |
| Working platform predisposition with remote control | S | - |
| Motorization/Power | | |
| Centralized greasing points | - | O |
| Exhaust fume purification system | S | - |
| Hydraulic hose sleeve burst protection | S | - |
| Metal cyclonic prefilter | S | - |
| Radiator safety cap | S | - |
| Secondary functions | | |
| Automatic greasing system (AGS) - Chassis + boom | O | - |
| Lighting | | |
| Brake Lights ON When Park Brake ON | S | - |
| Flat Led Rotating Beacon | S | - |
| LED Flashing Lights On Cabin (Marker Lights) | S | - |
| LED tramming lights | S | - |
| LED working lights on cab (x4 : 2 front + 2 rear) | S | - |
| LED work lights - On the top of the boom (fixed part) (x2) | S | - |
| Security | | |
| "Guardian Angel" System Level 1 | S | - |
| Audio warning on reverse movements (lynx noise) | S | - |
| Boom cylinder lock | S | - |
| Emergency steering | S | - |
| Emergency stop: 1 in cab, 2 on external | S | - |
| Fire extinguisher | S | S |
| Fire suppression system | O | - |
| Fuse board protection - MT's | S | - |
| High visibility reflective strips | S | - |
| Loose wheel nut indicators | S | - |
| Marking - Warning & Danger decals | S | - |
| Mining protection grids: right, left and back windows | S | - |
| Negative brakes on front & rear axles | S | - |
| Rear and lateral camera with cab screen | S | - |
| Wheel chocks | S | - |
| Windshield protection grid | S | - |
| Other options | | |
| Battery + Starter Isolators + Jump Start Receptacle | S | S |

MT-X 1033 A Mining - Load chart

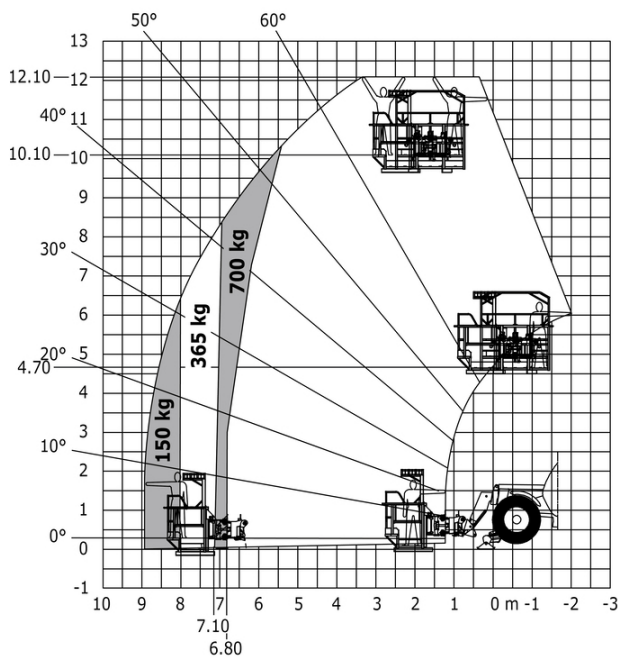
Machine on tires with forks Metric



Machine on lowered stabilisers with forks Metric



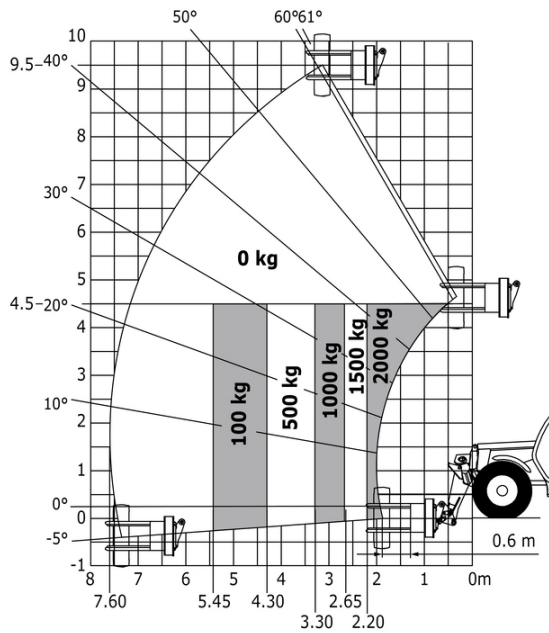
Machine on lowered stabilisers with tunneling platform (Metric)



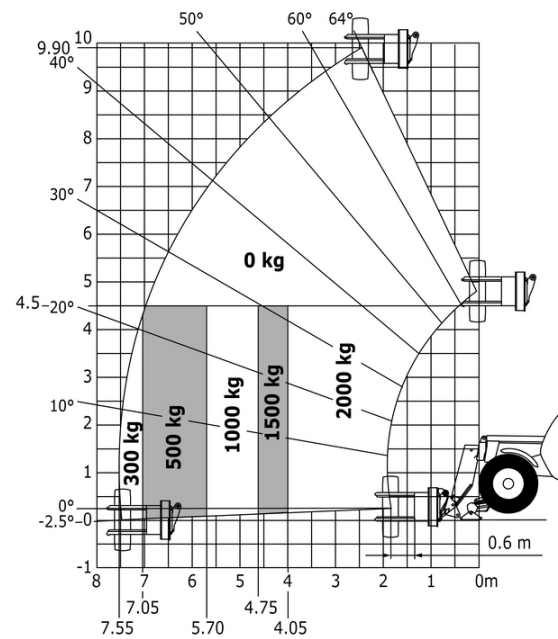
Machine on lowered stabilisers with underground mining platform (Metric)



Machine on tires with tire handler TH 33 (Metric)



Machine on lowered stabilisers with tyre handler TH 33 (Metric)



Mining Specifications

| | MT-X 1033 A Mining |
|--|--------------------|
| Lifting function | |
| Clamp predisposition (controls from cabin) | 0 |
| Comfort Ride Control (CRC) boom suspension | 0 |
| Working platform predisposition with remote control | S |
| Lighting | |
| Brake Lights ON When Park Brake ON | S |
| Flat Led Rotating Beacon | S |
| LED Flashing Lights On Cabin (Marker Lights) | S |
| LED tramming lights | S |
| LED work lights - On the top of the boom (fixed part) (x2) | S |
| LED working lights on cab (x4 : 2 front + 2 rear) | S |
| Motorization/Power | |
| Exhaust fume purification system | S |
| Hydraulic hose sleeve burst protection | S |
| Metal cyclonic prefilter | S |
| Radiator safety cap | S |
| Other options | |
| Battery + Starter Isolators + Jump Start Receptacle | S |
| Secondary functions | |
| Automatic greasing system (AGS) - Chassis + boom | 0 |
| Security | |
| "Guardian Angel" System Level 1 | S |
| Audio warning on reverse movements (lynx noise) | S |
| Boom cylinder lock | S |
| Emergency steering | S |
| Emergency stop: 1 in cab, 2 on external | S |
| Fire extinguisher | S |
| Fire suppression system | 0 |
| Fuse board protection - MT's | S |
| High visibility reflective strips | S |
| Loose wheel nut indicators | S |
| Marking - Warning & Danger decals | S |
| Mining protection grids: right, left and back windows | S |
| Negative brakes on front & rear axles | S |
| Rear and lateral camera with cab screen | S |
| Wheel chocks | S |
| Windshield protection grid | S |



Head Office

B.P. 249 - 430 rue de l'Aubinière

44150 Ancenis Cedex - France

Tel: +33 (0)2 40 09 10 11 - Fax: +33 (0)2 40 09 10 97

www.manitou.com



This publication provides a description of the configuration versions and options for Manitou products, which may differ for equipment. The equipment presented in this brochure may be part of a series, as an option, or it may not be available, depending on the versions. Manitou reserves the right, at any time and without notice, to amend the specifications described and represented. The specifications provided do not bind the manufacturer. For more details, please contact your Manitou agent. This is not a contractually binding document. The presentation of the products is not contractually binding. List of specifications non-exhaustive. The logos as well as the visual identity of the company are owned by Manitou and cannot be used without authorisation. All rights reserved. The photos and diagrams contained in this brochure are only provided for consultation and information purposes.

MANITOU BF SA - Limited company with board of directors - Share capital: 39,668,399 euros - 857 802 508 RCS Nantes