

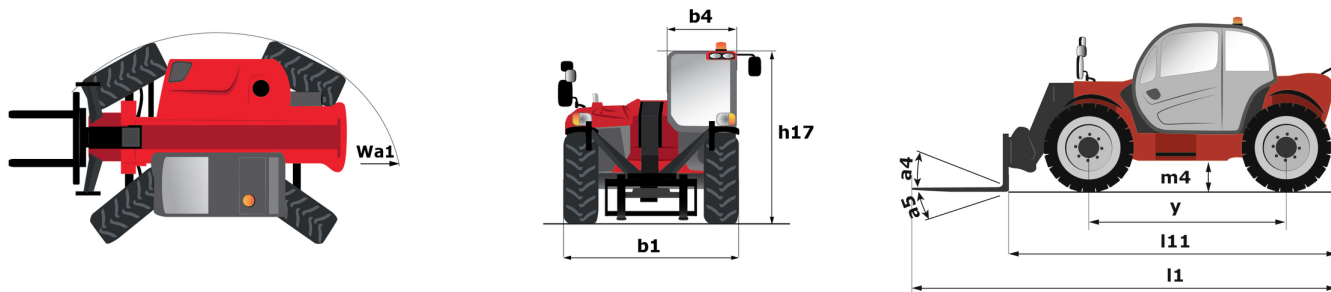
Technical sheet :

MXT 1740 P



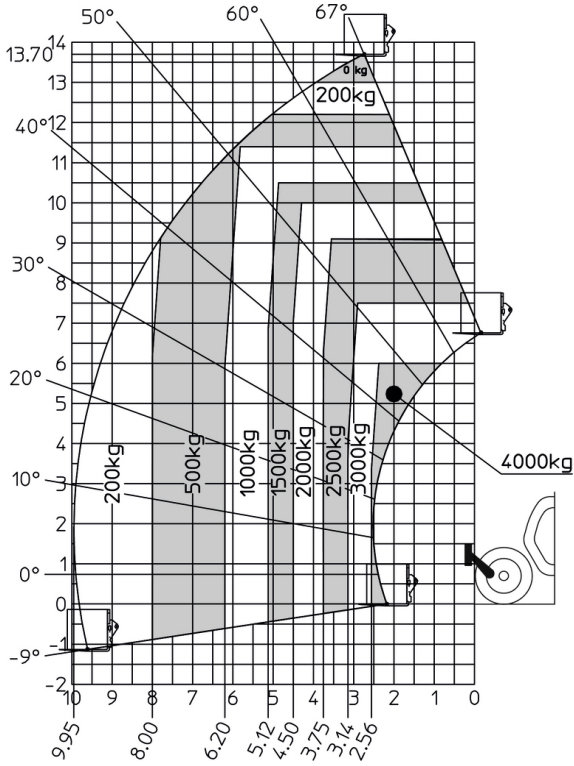
| Capacities | | Metric |
|--|-----------|--|
| Max. capacity | | 4000 kg |
| Max. lifting height | | 17.40 m |
| Max. outreach | | 13.48 m |
| Weight and dimensions | | |
| Overall length to carriage | l11 | 6.20 m |
| Overall width | b1 | 2.38 m |
| Overall height | h17 | 2.59 m |
| Wheelbase | y | 2.90 m |
| Ground clearance | m4 | 380 mm |
| Overall cab width | b4 | 0.78 m |
| External turning radius (over tyres) | Wa1 | 4.05 m |
| Unladen weight (with forks) | | 11235 kg |
| Overall weight | | 11235 kg |
| Forks length / width / section | l / e / s | 1200 mm x 125 mm x 50 mm |
| Performances | | |
| Lifting | | 13.60 s |
| Lowering | | 9.40 s |
| Extension | | 25 s |
| Retraction | | 14.10 s |
| Crowd | | 4.10 s |
| Dump | | 3.20 s |
| Engine | | |
| Engine brand | | Perkins |
| Engine nom | | Stage IIIA |
| Engine model | | 1104D-44T EPA |
| Number of cylinders / Capacity of cylinders | | 4 - 4.40 l |
| I.C. Engine power rating - Power | | 92 Hp / 70 kW |
| Max. torque | | 392 Nm |
| Transmission | | |
| Transmission type | | Torque converter with manual transmission |
| Number of gears (forward / reverse) | | 4 / 4 |
| Max. travel speed | | 28 km/h |
| Max. travel speed (may vary according to applicable regulations) | | 28 km/h |
| Parking brake | | Manual |
| Service brake | | Oil-immersed multi-discs braking on front & rear axles |
| Hydraulics | | |
| Hydraulic pump type | | Gear pump |
| Hydraulic flow / Pressure | | 96.70 l/min-250 bar |
| Tank capacities | | |
| Hydraulic oil | | 125 l |
| Fuel tank | | 80 l |
| Noise and vibration | | |
| Noise at driving position (LpA) | | 92 dB |
| Noise to environment (LwA) | | 110 dB |
| Miscellaneous | | |
| Steering wheels (front / rear) | | 2 / 2 |
| Drive wheels (front / rear) | | 2 / 2 |
| Controls | | Monolever |

MXT 1740 P - Dimensional drawing

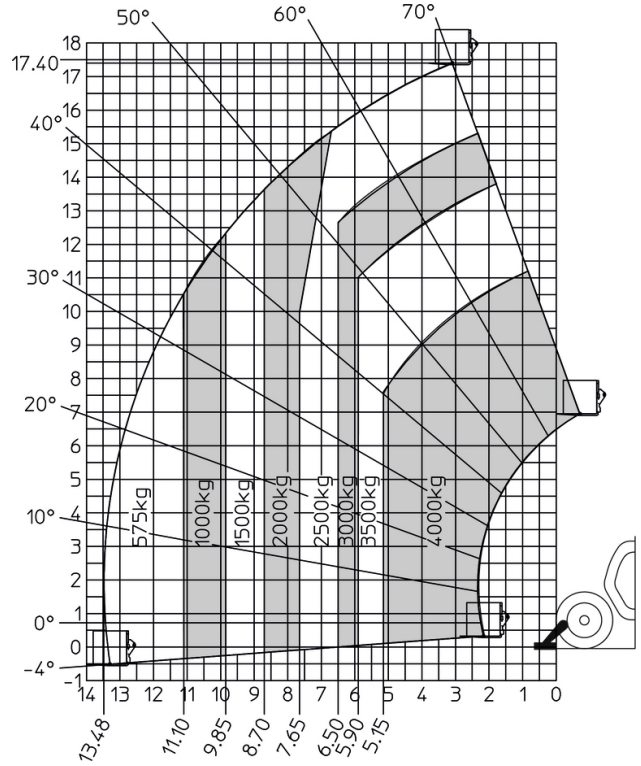


MXT 1740 P - Load chart

Machine on tires with forks Metric



Machine on lowered stabilisers with forks Metric





Head Office

B.P. 249 - 430 rue de l'Aubinière

44150 Ancenis Cedex - France

Tel: +33 (0)2 40 09 10 11 - Fax: +33 (0)2 40 09 10 97

www.manitou.com



This publication provides a description of the configuration versions and options for Manitou products, which may differ for equipment. The equipment presented in this brochure may be part of a series, as an option, or it may not be available, depending on the versions. Manitou reserves the right, at any time and without notice, to amend the specifications described and represented. The specifications provided do not bind the manufacturer. For more details, please contact your Manitou agent. This is not a contractually binding document. The presentation of the products is not contractually binding. List of specifications non-exhaustive. The logos as well as the visual identity of the company are owned by Manitou and cannot be used without authorisation. All rights reserved. The photos and diagrams contained in this brochure are only provided for consultation and information purposes.

MANITOU BF SA - Limited company with board of directors - Share capital: 39,668,399 euros - 857 802 508 RCS Nantes